

# SHOR-LINE<sup>®</sup>

SINCE 1927

*Quality Equipment...*

*An Investment for Life!*

## T-KENNEL CATALOGUE



## Table of Contents

T-Kennel Run System .....	3
T-Kennel Run System options .....	4
Folding Kennel .....	7
Single Kennel .....	9
Side to Side Kennel .....	10
Front to Back Kennel .....	11
Double Decker Kennel .....	12
Tri Kennel .....	13
Quad Kennel .....	14
Door Styles for Double Decker, Tri and Quad Kennels .....	15


# T-KENNEL RUN SYSTEM

T-Kennel offers Run Systems that work indoors or outdoors. This catalogue will introduce you to our high-quality products and different ways you can combine them to build or renovate your facility.

Features:

- Choose tempered glass, galvanized or stainless steel door and gate panel.
- Frame made of 25.4mm (1") square tubing.
- 4.9mm (3/16") horizontal rods spaced every 152.4mm (6") for strength.
- Side and back panels available in 1219.2mm (4') isolation or full isolation.
- 16-gauge stainless steel hardware.
- Single pin latch for security (can be locked).
- Gate can open in and out and is completely removable.
- Slots for food and water trays.
- 1828.8mm (6') run height.
- Tempered glass available on gate, side and back panels.
- Additional side panel material variations available for outdoor applications.
- PVC panels dampen sound with Styrofoam cores.
- Adjustable drop bar helps prevents cross-contamination.

## Standard Colors



## Premium Colors



*\*New  
Color!*



# T-KENNEL RUN SYSTEM OPTIONS

## FLOOR

---



**Overall benefits:** Size of the gate and side panels will determine the floor dimensions.

### 1. On concrete with Trench Drain Cover

The trench drain cover attaches to the kennel and protects the pet while still allowing you to hose down the floor. Available in full and half T-Covers.

### 2. Raised Floor


The raised floor allows you to disassemble and move the runs, if needed. It also allows you to connect to a drain or not (trench drain covers optional).

The flooring is 0.187 PVC in a variety of colours.

Also available with hole drain or no drain.

## FRAME STYLE

---



### 1. Stainless Steel

Maintenance free and holds up well to liquids and cleaning products.

### 2. Galvanised

Durable frame and more cost effective compared to Stainless Steel. Galvanised steel does require some maintenance as the metal dulls over time.

Not as forgiving of cleaning solutions.

### 3. Stainless Steel & Galvanised

A money-saving option is to go with a stainless steel gate that will withstand use better and then use a galvanised frame for the remaining sides. If you are covering the sides with PVC, the difference will barely be noticeable.

## GATE & BACK PANEL SIZE

- 914.4mm (3') Wide
- 1066.8mm (3' 6") Wide
- 1219.2mm (4') Wide

## SIDE PANEL SIZE

- 1219.2mm (4') Long
- 1524mm (5') Long
- 1828.8mm (6') Long
- 2438.4mm (8') Long

## GATE STYLE



**Overall benefits:** All gate frames and panels are constructed of welded 304.8 mm (1") square tubing and wire mesh (when applicable). All gate frames can come with or without feeding slots.

### 1. Stainless Steel

Solid stainless steel frame provides maximum durability and clean look.

### 2. Galvanised

Not as durable as stainless steel but it is less expensive. All our galvanised gates and frames are hot dipped after fabrication to increase durability, strength and longevity.

### 3. Tempered Glass

The frame is stainless steel. Tempered glass is encased in an aluminium extrusion, and we mount that to the gate frame.

### 4. Half PVC

The frame is stainless steel or galvanised, and the top 609.6mm (24") wire mesh matches it (Tempered glass is an option). The lower 1219.2mm (48") can be PVC of various colours.

## SIDE PANEL TYPE



**Overall benefits:** Standard side panels are sloped 6.35 per 304.8mm (1/4" per foot). Other slopes available on request.

### 1. Full Isolation

Two strong PVC panels are sandwiched between a Styrofoam core to help reduce sound and add strength. The panels add colour and make cleaning easy. Full isolation covers the entire 1828.8mm (72").

### 2. 1219.2mm (48") Isolation

Choose between stainless steel, hot-dipped galvanized mesh or tempered glass for 609.6mm (24") top section. Strong PVC panels (bottom 1219.2mm (48")) clean easily and add colour. A Styrofoam panel core helps reduce sound.

### 3. Side Panel with Transfer Door


Guillotine transfer door operates from one side only, and allows pet to travel between to kennels. Two transfer door styles are available.

- 457mm x 609.6mm (18"W x 24"H) opening held with carabiner
- 457mm x 609.6mm (18"W x 24"H) opening counter weighted
- Special Transfer Door sizes upon request

### 4. Full Height or 48" Cement Masonry Unit

Benefits are no cross contamination possibilities and total isolation. Disadvantage is that it is a permanent structure and the block width reduces kennel size. (Shor-Line does not install nor sell concrete block.) You can place our 609.6mm (24") stainless steel or galvanized wire mesh, tempered glass or PVC panels on top.

## BACK PANEL TYPE



**Overall benefits:** Standard back panels are sloped 6.35mm per 304.8mm.

### 1. Full Isolation

Strong PVC panels add colour and make cleaning easy. Full isolation covers the entire 1828.8mm (72").

### 2. Back Panel with Transfer Door

Guillotine transfer door operates from two sides and allows pet to travel between to kennels.

The opening runs the full width, so size depends on kennel width.


- Full width opening counter weighted, 914.4mm, 1066.8mm, 1219.2mm (3', 3'6", 4').

### 3. No Back Panel


In many spaces, you can use your existing wall as the kennel back panel.

## PVC PANEL COLOURS

### Standard Colours



### Premium Colours



\* Premium PVC panel colours and custom colours must be special ordered and require a buying minimum



## Folding Kennel



### The Folding Kennel offers all the benefits of flexibility and space saving with the supreme quality of Shor-Line.

These kennels stay neatly against the wall when not in use and then when pulled out can become your overflow boarding during busier times.

When folded away, the Kennel protrudes only 178mm from the wall.

#### Specification:

- Mounting post constructed of 25.4mm x 38.1mm galvanised steel tubing
- Gate frame and panel are constructed of welded 25.4mm stainless steel square tubing and stainless steel wire mesh
- 596.9mm wide x 1727.2mm high door
- 1828.8mm high side panel framework is constructed of galvanised 25.4mm square steel tubing and wire mesh. The lower 1219.2mm section utilises Acrylic PVC applied to both sides which creates an easy to clean isolation panel
- Raised Floor System is constructed of 25.4mm x 25.4mm heavy duty galvanised steel tubing and Acrylic PVC. 25.4mm square steel tube centre supports are welded every 152.4mm
- Opening sizes available: 952.5mm wide x 990.6mm long or 1263.7mm wide x 1295.4mm long



Locking Pin for Floor



Top Latch



Bottom Connector



Floor Handle



Store against a wall



Pull out just one section...



...or two sections while others stay against the wall



Fully unfolded, the kennel is 952.5mm wide x 990.6mm length or 1263.7mm wide x 1295.4mm length



## Single Kennel

### Benefits:

This functional T-Kennel Run System allows you to design a room that makes good use of space. Our options for coloured PVC, tempered glass, stainless and galvanized steel let you mix and match your look to fit budget and aesthetic choices.

### Features:

- Durable frame is made up of 25.4mm (1") square tubing.
- Can be installed freestanding or against a wall.
- Includes one 609.6mm (2') wide gate that opens inward and outward.
- Has two slots for optional slide-in feed and water trays.

(Any Kennel Run System less than 1219.2mm (4') wide will receive only one feed tray slot.)

- Raised floor systems can run 9.7m (32') in either direction before a stub out is needed and feature levelling legs to rectify floor imperfections.
- Standard side panels are sloped 6.35mm per 304.8mm (¼" per foot). Other slopes available by request.
- Easy to clean PVC Panels are available in multiple colours to complement your decor.
- PVC panels contain a Styrofoam core that dampens sound.
- Raised Floor Systems include a back panel.
- Optional accessories: top wire panel, side transfer door, stainless steel wire door and stainless steel glass door.

Choice of Stainless or galvanized steel components.

- Specs: standard widths: 914.4mm, 1066.8mm, 1219.2mm (3', 3'6", & 4');

standard lengths: 914.4mm, 1219.2mm, 1524mm, 1828.8mm, 2438.4mm; 1828.8mm high (3', 4', 5', 6' & 8'; 72" high).



## Side to Side Kennel

### Benefits:

This is ideal for housing family groups or people-aggressive dogs. You can fit the Side-to-Side Kennel Run System with a side transfer door. The pulley system enables the operator to make a hands-free transfer by opening the transfer door to move the animal to the other side. Can be freestanding or mounted on an existing structural wall.

### Features:

- Durable frame is made up of 25.4mm (1") square tubing.
- Has two slots for optional slide-in feed and water trays. (Any Kennel Run System less than 1219.2mm (4') wide will receive only one feed tray slot.)
- Raised floor systems can run 9.7m (32') in either direction before a stub out is needed and feature levelling legs to rectify floor imperfections.
- Standard side panels are sloped 6.35mm per 304.8mm (¼" per foot). Other slopes available by request.
- Easy to clean PVC Panels are available in multiple colours to complement your decor.
- PVC panels contain a Styrofoam core that dampens sound.
- Optional accessories: top wire panel, side transfer door, stainless steel wire door and stainless steel glass door.

Choice of Stainless or galvanized steel components.

- Specs: standard widths: 914.4mm, 1066.8mm, 1219.2mm (3', 3'6", & 4'); standard lengths: 914.4mm, 1219.2mm, 1524mm, 1828.8mm, 2438.4mm; 1828.8mm high (3', 4', 5', 6' & 8'; 72" high).



## Front to Back Kennel

### Benefits:

The Front-to-Back Kennel Run System places two single kennels back to back, separated by a full width, counterweighted, transfer door. The enclosed double pulley system enables the operator to open the transfer door from either side. This allows the animal to transfer to the other side without operator contact. This is a time saver as well as a safety feature. Some facility managers report quieter and calmer dogs because the animals are not facing each other. This System can sit directly on the floor or have a raised floor system with an integrated trench drain system covered by the full T-Cover.

### Features:

- Frame is made up of 25.4mm (1") tubing, and wire is welded to the frame. Wire mesh top piece included.
- One door per compartment is included. All gates open inward and outward.
- Ideal for placement against a wall or freestanding.
- Has two slots for optional slide-in feed and water trays. (Any Kennel Run System less than 1219.2mm (4') wide will receive only one feed tray slot.)
- Raised floor systems feature levelling legs and can run 9.75m (32') in either direction to rectify floor imperfections before a stub out is needed.
- Standard side panels are sloped 6.35mm per 304.8mm (¼" per foot). Other slopes available by request.
- Easy to clean PVC Panels are available in multiple colours to complement your decor.
- Optional accessories: top wire panel, side transfer door, stainless steel wire door and stainless steel glass door.

Choice of Stainless or galvanized steel components.

- Specs: standard widths: 914.4mm, 1066.8mm, 1219.2mm (3', 3'6", & 4'); standard lengths: 2.4m, 3.04m, 3.65m & 4.87m (8', 10', 12' & 16'; 72" high).





## Double Decker Kennel

### Benefits:

The Double Decker Kennel Run System saves valuable floor space by stacking two kennels on top of each other. The top unit floor is 889mm (35") off the floor (if unit is ground level), so you are at about counter height. Use colour on the PVC panels or select tempered glass to create a statement.

### Features:

- Frame is made up of 25.4mm (1") tubing, and wire is welded to the frame. Wire mesh top piece included.
- One door per compartment is included. All gates open inward and outward.
- Ideal for placement against a wall or freestanding.
- Has two slots for optional slide-in feed and water trays. (Any Kennel Run System less than 1219.2mm (4') wide will receive only one feed tray slot.)
- Raised floor systems feature levelling legs and can run 9.75m (32') in either direction to rectify floor imperfections before a stub out is needed.
- Standard side panels are sloped 6.35mm per 304.8mm (¼" per foot) . Other slopes available by request.
- Easy to clean PVC Panels are available in multiple colours to complement your décor.
- Optional accessories: side transfer door and stainless steel or tempered glass door.
- Specs: standard widths: 914.4mm, 1219.2mm (3' & 4'); standard lengths: 914.4mm and 1219.2mm (3' and 4'), each unit 863.6mm (34" high); 1828.8mm (72") high total.



## Tri Kennel

### Benefits:

This unit pairs our Double Decker Kennel with a Single Kennel to create a flexible housing unit. The full-width, counterweighted, transfer door allows the pet to travel from one lower unit to the other.

This works best in large rooms where there is space enough to get to both sides of the Kennel Run System.

### Features:

- Frame is made up of 25.4mm (1") tubing, and wire is welded to the frame. Wire mesh top piece included for the Double Decker side, optional on other side.
- The Tri Kennel contains three separate compartments, ideal for boarding dogs of all sizes.
- A full width, counter-weighted transfer door between the bottom two compartments is operated by an enclosed double pulley system. You can open the transfer door from either side for easy animal transfer.
- Has two slots for optional slide-in feed and water trays. (Any Kennel Run System less than 1219.mm (4') wide will receive only one feed tray slot.)
- One gate per compartment is included. All gates open inward and outward.
- The upper floor drain is covered by a half T-Cover.
- The lower floor drains are covered by a full T-Cover that bridges the trench at the midsection to prevent cross contamination when cleaning.
- Raised floor systems feature levelling legs and can run 9.75m (32') in either direction to rectify floor imperfections before a stub out is needed.
- Can be manufactured to fit most common slopes.
- Easy to clean PVC Panels are available in multiple colours to complement your decor.
- Optional accessories: Top wire panel, side transfer door and stainless steel or tempered glass door.
- Specs: standard widths: 914.4mm, 1066.8mm, 1219.2mm (3', 3'6" & 4'); standard lengths: 2438.4mm, 3048mm and 3657.6mm (8', 10' and 12'), double decker units 863.6mm (34") high each, single kennel 1828.8mm (72"), total height 1828.8mm (72").





## Quad Kennel

### Benefits:

The Quad Kennel System saves floor space while giving you the flexibility of stacked housing with the space of a kennel run. With the Double Decker Kennels back to back, a full width, counter-weighted, transfer door allows a pet to move freely between the lower units.

The top unit floor is 35" off the floor (if unit is ground level), so you are at about counter height. This works well in large areas in which you can move down one row tending to needs and back up the other side.

The Quad Kennel System can sit directly on the floor, or have a raised floor system with an integrated trench drain system covered by the full T-Cover for the lower kennel and two half T-Covers for the upper kennels.

### Features:

- The Quad Kennel has two separate top and bottom compartments on either side and is designed to provide maximum space.
- Frame is made up of 25.4mm (1") tubing, and wire is welded to the frame. Wire mesh top piece standard.
- Includes two slots per compartment for optional slide-infeed and water trays. Any kennel less than 1219.2mm (4') wide will receive only one feed tray slot.
- Raised floor systems feature levelling legs and can run 9.75m (32') in either direction to rectify floor imperfections before a stub out is needed.
- Four swing doors that open in or out.
- Includes a full width transfer door between the lower units operated by a counter-weighted pulley system.
- The upper floor drains are covered by two half T-Covers.
- The lower floor drains are covered by a full T-Cover that bridges the trench at the midsection to prevent cross contamination when cleaning.
- Interconnecting drain systems permit up to 16 kennels (64 compartments) to share one centrally located drain outlet.
- Optional accessories: Side transfer door and stainless steel or tempered glass door.
- Specs: standard widths: 914.4mm, 1066.8mm, 1219.2mm (3', 3'6" & 4'); standard lengths: 2438.4mm, 3048mm and 3657.6mm (8', 10' and 12'), each unit 863.6mm (34") high, 1828.8mm (72") high total.



## Door Styles for Double Decker, Tri and Quad Kennels

### 1. Stainless Steel Doors and Gate Frame

Gate frame and gate panel are constructed of welded 25.4mm (1") stainless steel square tubing and stainless steel wire mesh. You can open the 596.9mm W x 825.5mm H (23½"W x 32½"H) doors from either the inside or outside for maximum flexibility.

### 2. Galvanised Doors and Gate Frame

Gate frame and gate panel are constructed of welded 25.4mm (1") square galvanized tubing and welded wire mesh. Both are hot-dip galvanized after fabrication for durability, strength and longevity. You can open the 596.9mm W x 825.5mm H (23½"W x 32½"H) doors from either the inside or outside for maximum flexibility.

### 3. Stainless Steel + Glass Doors and Gate Frame

Gate panel is constructed of welded 25.4mm (1") stainless steel square tubing and stainless steel wire mesh. The 596.9mm W x 825.5mm H (23½"W x 32½"H) doors are constructed of 25.4mm (1") stainless steel square tubing and 6.35mm (¼") tempered glass. You can open the 596.9mm W x 825.5mm H (23½"W x 32½"H) doors from either the inside or outside for maximum flexibility.





**SHOR-LINE<sup>®</sup>**  
SINCE 1927

Vale Business Park  
Cowbridge  
CF71 7PF  
UK

Tel: +44 1446 772041  
Fax: +44 1446 773668  
Email: [info@shor-line.co.uk](mailto:info@shor-line.co.uk)  
Web: [www.shor-line.co.uk](http://www.shor-line.co.uk)



<https://www.facebook.com/ShorLineLtd>



<https://twitter.com/ShorlineLtd>